




DIAMAX

2023_{v1}

**TILE TOOLING
BROCHURE**

BLADES

CYCLONE TURBO PORCELAIN BLADE




- The mesh turbo rim minimizes heat caused by friction
- Cooler rim temperatures increase life and speed of your cut
- Diamond bond makes this the best continuous rim ever
- 60 mm to 1" arbor reducer bushings are available for larger blades (part#BSHSC61)

ITEM #	SIZE	ARBOR	MAX RPM
TBP40	4"	5/8" + 7/8" + 20 mm	13,200
TBP45	4.5"	5/8" + 7/8" + 20 mm	13,200
TBP50	5"	5/8" + 7/8" + 20 mm	12,200
TBP60	6"	5/8" + 7/8" + 20 mm	10,000
TBP70	7"	5/8" + DKO	8,600
TBP100	10"	5/8" + 7/8" + 1"	6,100
TBP120	12"	50/60 mm	6,300
TBP1460	14" (Bridge Saw)	50/60mm	5,400
TBP1660	16" (Bridge Saw)	50/60mm	4,800

CYCLONE ULTRA MESH TURBO BLADE

- The Cyclone Ultra Mesh Turbo blade is designed to cut Ultra Compact surfaces at a fast speed with minimal chipping
- Ultra thin rim assures a fast clean cut
- Turbo mesh design allows for optimal cooling
- Center hub reinforcement keeps the blade cutting straight

ITEM #	SIZE	ARBOR	MAX RPM
CUTB40	4"	5/8" + 7/8" + 20 mm	13,200
CUTB45	4.5"	5/8" + 7/8" + 20 mm	13,200
CUTB50	5"	5/8" + 7/8" + 20 mm	12,200
CUTB60	6"	5/8" + 7/8" + 20 mm	10,000
CUTB70	7"	5/8" + DKO	8,600
CUTB10	10"	5/8" + 7/8" + 20 mm	6,100




BLADES



CYCLONE CONTINUOUS RIM BLADE

- Versatile blade that cuts granite, marble, porcelain and ceramic tile
- Ideal for cleaning seams and preparing material for miter joints
- Slotted for aggressive cutting with minimal chipping

ITEM #	SIZE	ARBOR	MAX RPM
CSR040	4"	5/8" + 7/8" + 20 mm	15,300
CSR045	4.5"	5/8" + 7/8" + 20 mm	13,200
CSR050	5"	5/8" + 7/8" + 20 mm	12,200
CSR060	6"	5/8" + 7/8" + 20 mm	10,000
CSR070	7"	5/8" + DKO	8,600
CSR080	8"	5/8" + 7/8" + 20 mm	7,500
CSR010	10"	5/8" + 7/8" + 1"	6,100
CSR120	12"	5/8" + 7/8" + 1"	6,300
CSR140	14"	5/8" + 1"	5,400



CSR100

CSR050



CYCLONE CONTINUOUS RIM GLASS BLADE

- Diamond bond specifically made for glass tile
- For clean and precise cuts in glass
- Cuts glass and white backing chip-free
- For wet cuts only

ITEM #	SIZE	ARBOR	RPM
CRGB045	4.5"	5/8" + 7/8" + 20 mm	13,200
CRGB07	7"	5/8" + DKO	8,500
CRGB10	10"	1" + 7/8" + 5/8"	6,100



CYCLONE ELECTROPLATED CONTOUR BLADE

- Redesigned with vortex side protection for smoother cutting
- Advanced and highly secretive production process separates Cyclone electroplated products from the rest
- Designed for curve-cutting sinks and large radius cut-outs

ITEM #	SIZE	ARBOR	RPM
CTEB5	5"	5/8" + 7/8"	12,000



BLADES



SUPER CYCLONE ELECTROPLATED BLADE

- Thick enough for quad adapters
- First marble blade with vortex side protection
- Cuts engineered glass composite materials
- Side protection ensures a clean 90° cut

ITEM #	SIZE	ARBOR	RPM
EMBSL40	4"	5/8" + 7/8" + 20 mm	15,000
EMBSL45	4.5"	5/8" + 7/8" + 20 mm	13,300
EMBSL50	5"	5/8" + 7/8" + 20 mm	12,000
EMBSL60	6"	5/8" + 7/8" + 20 mm	10,185
EMBSL70	7"	5/8" + DKO	8,730
EMBSL7Q	7"	5/8" + 7/8" + 20 mm	8,730



SUPER CYCLONE MULTI-CUTTER GRINDER

- Versatile shaping blade for trimming and grinding porcelain and softer, fragile materials
- Makes fast, clean and aggressive cuts like a sharp blade
- Safer grinding alternative to regular sintered tile blades
- Will not break under pressure
- Flush mount adapter included
- Cuts clean miters

ITEM #	SIZE	GRIT	FITTING	MAX RPM
EMC50	5"	Coarse	5/8" - 11	7,500



CYCLONE FLUSH MOUNT ADAPTERS



- Stainless steel
- Recommended use: All blades with four holes around arbor
- 5/8" — 11 male thread, 4 hole with screws

ITEM #	ARBOR	RPM
BA4H	5/8"	15,000

CORE BITS

CYCLONE PORCELAIN TILE BIT

- First ever dry bit for porcelain tile
- Sintered turbo rim for faster cuts and longer life
- Comes with hexagonal chuck
- Can be used on ultra compact material with water

ITEM #	SIZE (MM)	FITTING	USABLE LENGTH	RPM
TDBC316	3/16" (5 mm)	Hex chuck	2.25"	1,500 - 2000
TDBC14	1/4" (6 mm)	Hex chuck	2.25"	1,500 - 2000
TDBC516	5/16" (8 mm)	Hex chuck	2.25"	1,500 - 2000
TDBC38	3/8" (10 mm)	Hex chuck	2.25"	1,500 - 2000
TDBC12	1/2" (12 mm)	Hex chuck	2.25"	1,500 - 2000



RELIEF SLOT FOR CORE REMOVAL



CYCLONE ULTRA CORE BIT

- Specific grit & bond composition provides a fast clean hole through porcelain & other ultra compact material
- Featuring thin beveled segments for ease of entry into material
- Shortened overall length for added controllability
- Wet or dry use

Item #	Size	Fitting	Usable Length	Max RPM
CUDB100	1"	5/8" - 11	2.25"	5,000
CUDB114	1 1/4"	5/8" - 11	2.25"	5,000
CUDB138	1 3/8"	5/8" - 11	2.25"	5,000
CUDB112	1 1/2"	5/8" - 11	2.25"	5,000
CUDB134	1 3/4"	5/8" - 11	2.25"	5,000
CUDB200	2"	5/8" - 11	2.25"	5,000
CUDB214	2 1/4"	5/8" - 11	2.25"	5,000
CUDB212	2 1/2"	5/8" - 11	2.25"	5,000
CUDB300	3"	5/8" - 11	2.25"	5,000
CUDB014	1/4"	5/8" - 11	2"	5,000
CUDB516	5/16"	5/8" - 11	2"	5,000
CUDB038	3/8"	5/8" - 11	2.75"	5,000
CUDB012	1/2"	5/8" - 11	2.75"	5,000
CUDB058	5/8"	5/8" - 11	2.75"	5,000
CUDB034	3/4"	5/8" - 11	2.75"	5,000



TAPERED SEGMENT

POLISHING

CYCLONE ULTRA **CYCLONE ULTRA WET / DRY POLISHING SYSTEM**

- Maximum diamond content allows these pads to polish ultra compact and porcelain tile edges very efficiently
- Great flexibility for tight radius work
- Light colored resin minimizes bleeding
- Wet or dry use

ITEM #	SIZE	GRIT	PAD/BOND	MAX RPM	
				WET	DRY
PDU40050	4"	50	2 mm, Resin	4,000	3,000
PDU40100	4"	100	2 mm, Resin	4,000	3,000
PDU40200	4"	200	2 mm, Resin	4,000	3,000
PDU40400	4"	400	2 mm, Resin	4,000	3,000
PDU40800	4"	800	2 mm, Resin	4,000	3,000
PDU41500	4"	1500	2 mm, Resin	4,000	3,000
PDU43000	4"	3000	2 mm, Resin	4,000	3,000



CYCLONE S **CYCLONE S ROCKBUSTER**

- Gets rid of silicon carbide
- NEW radius edge designed to replicate the most common shape
- Aluminum body makes this cup wheel lightweight
- 30/50 grit are aggressive enough for rapid stock removal with minimal effort
- 100/200 grit work great for clean up on seams or miters and perform very well on ultra-compact materials

Item #	Size	Grit	Fitting Body	RPM
PDRX4030	4"	30	5/8" - 11 thread, aluminum	5,000
PDRX4050	4"	50	5/8" - 11 thread, aluminum	5,000
PDRX4100	4"	100	5/8" - 11 thread, aluminum	5,000
PDRX4200	4"	200	5/8" - 11 thread, aluminum	5,000



CUP WHEELS



CYCLONE ULTRA CUP WHEEL

- Fine diamond grit allows a chip-free grind on porcelain, marble and troublesome granite
- Fiberglass backing absorbs vibration to reduce chipping
- Great for prepping seam joints, miter clean up or a beveled edge profile
- Light weight design allows for use on pneumatic polishers
- Can be run wet or dry

ITEM #	SIZE	GRIT	FITTING	MAX RPM
CUFCN4C	4"	Coarse 30	5/8" - 11	3,200 - 6,500
CUFCN4M	4"	Medium 50	5/8" - 11	3,200 - 6,500
CUFNC4F	4"	Fine 100	5/8" - 11	3,200 - 6,500



CYCLONE S RESIN CUP WHEEL

- 30/50 grit are aggressive enough for rapid stock removal with minimal effort
- 100/200 grit work great for clean up on seams or miters. They also perform very well on ultra compact materials.
- These wheels have the look and feel of a pad but have the performance and durability of a cup wheel
- Aluminum body makes this cup wheel light
- Use wet or dry

ITEM #	SIZE	GRIT	ALUMINUM BACKER	WET MAX RPM	DRY MAX RPM
PDCS430	4"	30	5/8" - 11	7,000	4,000 - 5,000
PDCS450	4"	50	5/8" - 11	7,000	4,000 - 5,000
PDCS4100	4"	100	5/8" - 11	7,000	4,000 - 5,000
PDCS4200	4"	200	5/8" - 11	7,000	4,000 - 5,000



DIAMOND CONE

- Perfect tool for expanding small holes
- Premium diamond leaves a smooth hole
- 1/4" tip to 1 3/8" diameter
- Great for ucs and small tile
- Braided diamond so the tool never loses original shape

ITEM #	SIZE	GRIT	FITTING	RPMS
CDC100	1/4" TIP TO 1 3/8" DIAMETER	Fine 100	5/8" - 11 thread	3,000 - 4,000





@DIAMAXINC



diamaxinc.com

1.888.449.0502

ALL CONTENT © DIAMAX INDUSTRIES INC.