

CYCLONE PORCELAIN TILE BIT

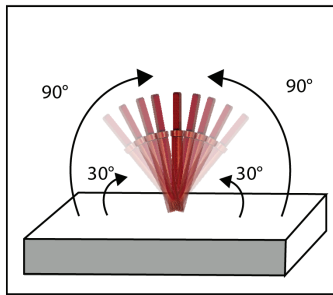


Details:

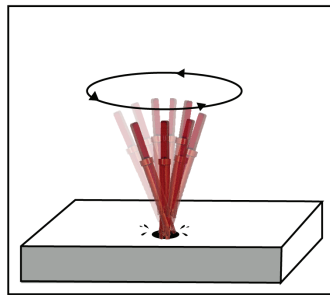
- First ever dry bit for porcelain tile
- Sintered turbo rim for faster cuts and longer life
- Comes with hexagonal chuck
- Can be used on ultra compact material with water



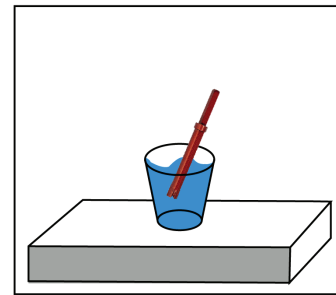
Item #	Diameter	Fitting	Max RPM
TDBC316	3/16"	Hexagonal chuck	2,000
TDBC14	1/4"	Hexagonal chuck	2,000
TDBC516	5/16"	Hexagonal chuck	2,000
TDBC38	3/8"	Hexagonal chuck	2,000
TDBC12	1/2"	Hexagonal chuck	2,000



1. Angle core bit to 30°. Begin drilling and slowly move to 90°.




2. Oscillate core bit as you drill into the material. Keep drilling speed constant.




3. After completing hole, cool down in water and remove any material stuck in core. Do not force or overheat while in use.


Tools:



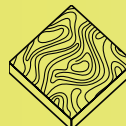
Material:



Engineered Stone




Granite



Marble



Porcelain Tile



Ultra Compact

